

Welcome to Year 1

Nathan Bryon Class

Teacher - Katie

TA – Jo

TA – Lisa

TA - Shelly

Our School Values

Values are the principles, beliefs and standards that guide our feelings, thinking, learning and behaviour.

- ▶ Bravery
- ▶ ☐ Kindness
- ▶ ☐ Equality
- ▶ ☐ Curiosity
- ▶ ☐ Ambition
- ▶ ☐ Respect



These values underpin all we do at school. We use them within our academic learning and achievements, working hard to apply them across our whole curriculum.

Our School Principles

We are a happy and successful school. We believe that positive principles should underpin our curriculum and all of school life.

- ▶ Relationships matter
- ▶ ☐ Difference is an asset
- ▶ ☐ Be more curious than judgemental
- ▶ ☐ Be more collaborative
 - ▶ ☐ Be flexible
- ▶ ☐ Be both supportive and challenging
 - ▶ ☐ Listen to understand
 - ▶ ☐ Be kind



Aims of this meeting

- ▶ To understand the expectations of Year 1.
- ▶ To give you an outline of what we will be teaching you children in Year 1.
- ▶ To give you some ways in which you can help your children at home.

Key Stage One



- ▶ As in all year groups we have high expectations of the children and want them to achieve their very best
- ▶ The learning tends to be more formal in Year 1 compared to Reception
- ▶ Reception practices as well as 'Continuous Provision will complement their learning experience to develop their 'school readiness'
- ▶ Changes in routine include Assemblies, Playtimes and lunchtimes with the rest of the school

Reading



- ▶ It is still very important that the children continue to read with you at home.
- ▶ The more you read with your child, the more they will learn
- ▶ Why not visit the library?
- ▶ Read the signs when you are out shopping

Reading

- ▶ Reading lesson everyday in class.
- ▶ Reading book will be changed everyday.
- ▶ The reading record will need to be signed everyday.
- ▶ Children will be encouraged to foster a love of reading through spending time in our book area.



Reading Challenge



Year 1

Reading
Challenge
Checklist



How can you help your child at home with their reading?

Read Write Inc.
Phonics

- ▶ The children need to become independent readers.
- ▶ The children need a bank of strategies. So if your child gets stuck on a word ask:

What can you do if you don't know a word?

- ▶ In class children are taught:

- *to sound out words

- *to break the words into syllables

- *to go back to the beginning of a sentence and see what would make sense

- *to look at the picture to understand the context



Questions you need to ask:




If a child makes a mistake – please don't correct them. They need to work out for themselves what they have done. As a parent ask:

- ▶ Does it look right?
- ▶ Does it sound right?
- ▶ Does it make sense?



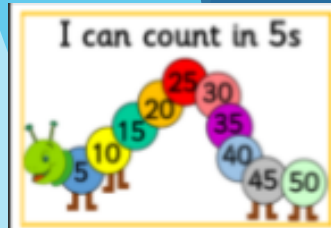
English

- ▶ The Year 1 curriculum is more formal than what we are used to in EYFS.
- ▶ We will be pushing our phonics forward and working on our reading and comprehension in our DSR sessions.
- ▶ For the remainder of our English lessons we will be working with a scheme called The Power of Reading. This is a scheme where the children go on a learning adventure through a text and use it as a focal point in our lessons. Whether that is writing from the point of view of a character in the story or acting out scenes from the story.
- ▶ Key areas for our learning and development in our writing will be order and formation of letters; learning spellings and methods for us to use to work out how to spell something; writing sentences following the rules of our written language (capital letters, full stops, commas etc.).
- ▶ Improve pencil control to help letter formation



Maths

- ▶ Continue practising our counting. We want to be able to count up to and across 100, forwards and backwards.
- ▶ We are going to start looking at counting in multiples of 2s, 5s and 10s.
- ▶ Using and understanding diagrams such as number lines, and start using and understanding mathematical language such as equal to, fewer than, most and least.
- ▶ Start practising writing numbers in their word forms, with a goal of being able to write the number 1-20 in words by the end of the year.
- ▶ Work on telling the time



Knowledge Organisers

As a school, we use Knowledge Organisers to provide a snap shot of the learning that will be taking place in English, Maths, Science, Geography and History. These KO are sent to parents each half term via Class Dojo. Please use these Knowledge Organisers to test your child on their learning and ask them to recall key facts.

London Colney Primary and Nursery School – Knowledge Organiser

Name of Topic	What toys might I have had in the past?	Year Group	1
---------------	---	------------	---

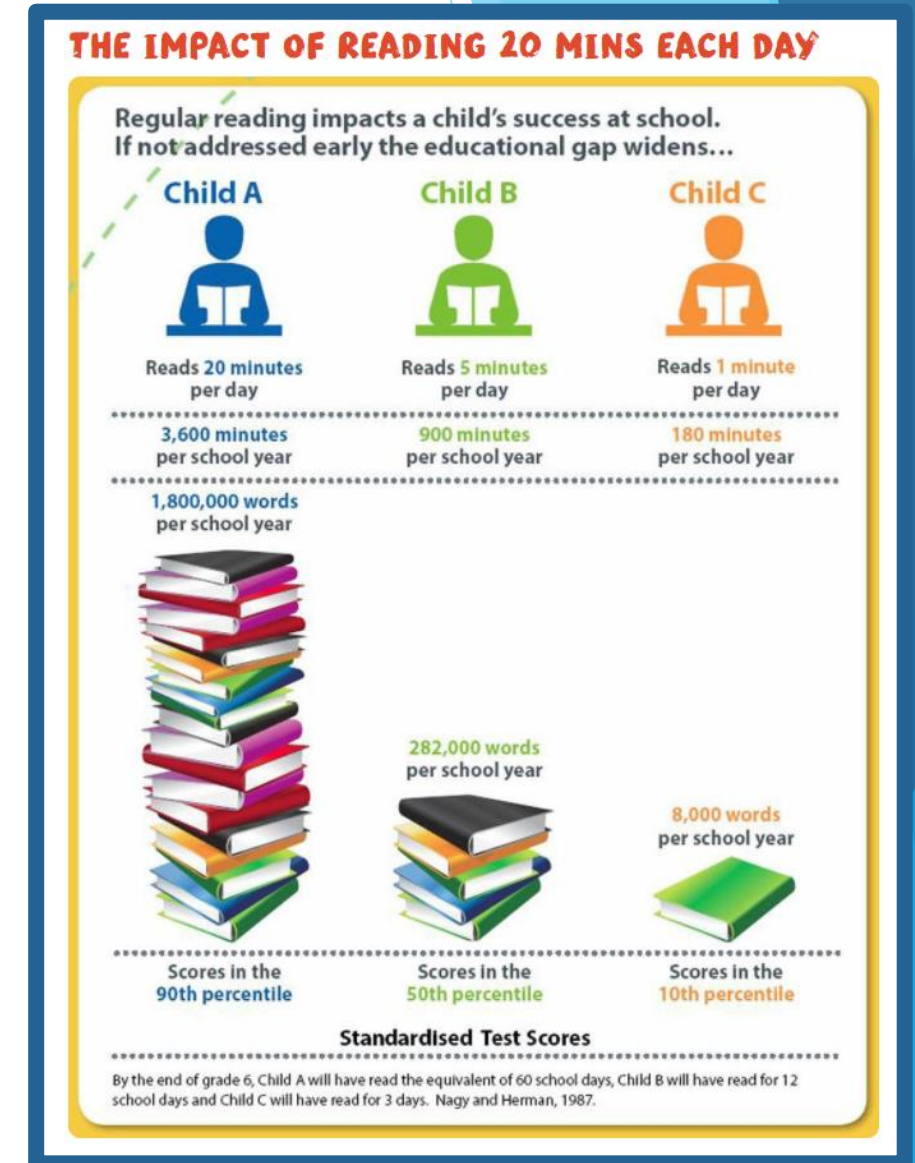
Key Vocabulary and Spellings		
1	old	something that you have had for a long time
2	new	something that you have just got
3	worn	when something becomes old and scruffy
4	faded	when the colour is not bright anymore
5	plastic	hard, made of plastic
6	wooden	toys made from wood
7	electronic	a toy that works using a battery
8	Victorian	during the time of queen Victoria
9	puppet	a movable model of a person or animal
10	past	a long time ago

Top 5 Topic Facts	
1	In the past, games and toys that children played with were spinning top, dolls, cars, marbles, fiddlywinks, wind up toys.
2	In the past children played with different games and toys depending on whether they were a girl or boy/ rich or poor.
3	Toys have existed for thousands of years.
4	Toys were mainly made of wood, paper, and metal during the Victorian age.
5	Modern toys are mainly made from plastic.

Key Investigations/Questions	
1	What were toys made from?
2	What toys did rich and poor children play with?
3	How have toys changed?
4	What toys did my parents and grandparents play with?
5	What is my favourite toy?

Home Learning

- ▶ Your child will have a Home Learning Book and Home Learning folder
- ▶ Reading Record Book – please sign the book each day after your child has read to you.
- ▶ A list of words to practise weekly
- ▶ Practise counting and number bonds
- ▶ Talk homework every Thursday
- ▶ Family Learning Project each half term



Family Learning Project



London Colney Primary and Nursery School – Family Learning Project

Year One Family Learning Project - Autumn 1

Please work as a family to complete as many of these tasks as you can. For the 'Brain Wave' section, you may like to think of your own research or project that you could complete linked to the Learning Adventure.

Learning Adventure Theme	Calculate or Reason	Write	Discuss	Create	Teach	Visit	Investigate	Watch or Listen	Brain Wave
Toys from the past	<p>Practice your counting by grouping and counting different toys at home.</p> <p>CHALLENGE!</p> <p>Count in 2's or 5's and record your totals in a table.</p>	<p>Design a poster for a toy. Make it eye catching and include information about the toy.</p> <p>CHALLENGE!</p> <p>Write a description of the toy, what it does and why people should buy it.</p>	<p>Interview grandparents or an older relative or friend about toys they played with when they were younger. What toys did they play with? What materials were they made from?</p> <p>CHALLENGE!</p> <p>Tell us what they said or write some of their answers down.</p>	<p>Design and build a 3D model of a toy. You could use junk modelling or construction to make your toy. Can you include a moving part?</p> <p>CHALLENGE!</p> <p>You can bring in your model or take a photograph to share with everyone.</p>	<p>Teach your GROWN UPS all about toys and what we have learned at school.</p> <p>CHALLENGE!</p> <p>Make them a quiz to test how much they can remember.</p>	<p>Visit a toy museum like this one:</p> <p>Pollocks Toy Museum in London</p> <p>CHALLENGE!</p> <p>Take some photos of your visit and bring them to school.</p>	<p>Find out about Victorian Toys.</p> <p>CHALLENGE!</p> <p>Make a presentation or poster about what you have found.</p>	<p>Watch this video where kids try some toys from the past:</p> <p>https://www.youtube.com/watch?v=syVHRJ-gK04</p> <p>CHALLENGE!</p> <p>What toy would you like to try? Why?</p>	<p>For this section you can choose your own homework activity relating to our topic.</p>

Learning at home

1. Continue to read every day with your child, or read a bedtime story together.
2. Help make maths fun and relevant. Allow the children to help count money, work out change, measure rooms for furniture, weigh out ingredients, read scales in the kitchen, tell you the time etc.
3. Practising writing – ask for help in writing and spelling from your child as often as you can. This exposure is going to really help them develop both their handwriting and spelling skills.
4. Allow your children to take responsibility for their own school preparation, they can pack their own bags, lunches etc. (or help you pack their bags).
5. Finally and most importantly, we should be encouraging a give it a go attitude.



A few reminders...

- ▶ If you can, label all your child's clothing.
- ▶ Water bottles are allowed in school but need to be labelled, and may only be filled with water.
- ▶ Our PE lessons will be on a Tuesday and Wednesday afternoons with Chaz.



Communication

We will be posting regular updates about what we are up to in class on our class page on the website so keep an eye out for these! You will also find other relevant information such as newsletters, letters sent home and clubs. To find the website look at:

www.londoncolney.herts.sch.uk

The screenshot shows the homepage of the London Colney Primary & Nursery School website. At the top, there is a navigation bar with a search box and a language selector. Below this is a large banner image of two young boys working together at a desk. To the right of the banner, the school's address is listed: Alexander Road, London Colney, Hertfordshire AL2 1JG, with contact details for email and phone. The school's name and logo are prominently displayed. Below the banner is a navigation menu with links for Home, Our School, News and Events, Learning, Children, Parents, Gallery, and Statutory Information. The main content area is divided into several sections: a Noticeboard with a link to a July 2019 newsletter, a Weekly Attendance table showing 100% for various groups, a central text block describing the school as an Ofsted-rated Good school, and an Events calendar listing dates from September to November 2019. At the bottom right, there are logos for Schoolgateway, Click CEOP Internet Safety, and Ofsted Good Provider.

Select Language | Search

Alexander Road,
London Colney,
Hertfordshire AL2 1JG
admin@londoncolney.herts.sch.uk
01727 823 283

**London Colney
Primary & Nursery School**

Developing Life-long Learners and the Perseverance to Succeed

Home Our School News and Events Learning Children Parents Gallery Statutory Information

Noticeboard
Newsletter - July 2019 (2MB)

Weekly Attendance

Manta Rays	100%
Jellyfish	100%
Dolphins	100%
Whales	100%
Starfish	100%
Turtles	100%
Sea Horses	100%

London Colney Primary and Nursery School, Ofsted rated Good, is a thriving one form entry school for 3-11 year olds. Whether you are looking here as a current or prospective parent or pupil or as a professional who is interested in working with us, we hope you find our website helpful and informative, giving you an insight into who we are and what we do here at London Colney Primary and Nursery.

Events
Mon 2nd September 2019
INSET Day - School Closed
Tue 3rd September 2019
INSET Day - School Closed
Wed 4th September 2019
Back to School
Thu 5th September 2019
3:30 pm - 4:30 pm
'Meet Our Classroom'
Parent Event
Mon 28th October 2019 - Fri
1st November 2019
Half Term

Schoolgateway LOGIN
CLICK CEOP Internet Safety
Ofsted Good Provider

Communication

We will be continuing to use Class Dojo this year to communicate with parents and carers. We will be using Dojo to send Knowledge Organisers, Family Learning Projects and Curriculum Leaflets. You will also be able to use Class Dojo to message your child's teacher and vice versa.



ClassDojo

Parent Reps for Year One

- ▶ We are looking for 1 or 2 reps per class to join our school Parent Forum
- ▶ Jobs include: help class teacher to assist with parent involvement in class activities/events, organise class social activities, welcome new parents, support in class with reading, walks activities, coffee mornings, play dates.



Lastly...

- ▶ We are a partnership to help give the children the best education possible.
- ▶ If you have any questions, problems or suggestions just talk to one of us.

- ▶ If you need to discuss an issue:
 - ▶ 1. See Class teacher
 - ▶ 2. See Key Stage Leader
 - ▶ 3. See Deputy Head ~ Luke Varney
 - ▶ 4. See Head Teacher ~ Sarah Joyce

